

## ENVIRONMENTAL PRODUCT DECLARATION

# NORTH AMERICAN GLUED LAMINATED TIMBER

AMERICAN WOOD COUNCIL  
CANADIAN WOOD COUNCIL



The American Wood Council (AWC) and the Canadian Wood Council (CWC) are pleased to present this Environmental Product Declaration (EPD) for North American Glued Laminated Timber (glulam). The EPD includes Life Cycle Assessment (LCA) results for all processes up to the point that glulam is packaged and ready for shipment at the manufacturing gate. The underlying LCA and the EPD were developed in compliance with ISO 14025:2006 and ISO 21930:2017 and have been verified under the UL Environment EPD program.

The AWC and CWC represent wood product manufacturers across North America. The North American forest product industry is a global leader of sustainably sourced wood products. This EPD reflects years of research and numerous sustainability initiatives on behalf of our members to continually improve the environmental footprint of North American wood products. We are pleased to present this document to show our progress.

Please follow our sustainability initiatives at [www.awc.org](http://www.awc.org) and [www.cwc.ca](http://www.cwc.ca).



# ENVIRONMENTAL PRODUCT DECLARATION



Canadian Wood Council  
Conseil canadien du bois



**North American Glued Laminated Timber**  
North American Structural and Architectural Wood Products

According to ISO 14025,  
EN 15804, and ISO 21930:2017

EPD PROGRAM AND PROGRAM OPERATOR NAME, ADDRESS, LOGO, AND WEBSITE	UL Environment 333 Pfingsten Road Northbrook, IL 60611 <a href="https://www.ul.com/">https://www.ul.com/</a> <a href="https://spot.ul.com/">https://spot.ul.com/</a>
GENERAL PROGRAM INSTRUCTIONS AND VERSION NUMBER	General Program Instructions v.2.4 July 2018
DECLARATION HOLDER	American Wood Council Canadian Wood Council
DECLARATION NUMBER	4788424634.104.1
DECLARED PRODUCT & FUNCTIONAL UNIT OR DECLARED UNIT	North American Glued Laminated Timber, 1 m <sup>3</sup> of glulam produced in North America (US and CA)
REFERENCE PCR AND VERSION NUMBER	ISO 21930:2017 Sustainability in Building Construction — Environmental Declaration of Building Products.  UL Environment: Product Category Rules for Building-Related Products and Services Part A: Calculation Rules for the Life Cycle Assessment and Requirements on the Project Report, v3.2 Part B: Structural and Architectural Wood Products EPD Requirements, v1.0
DESCRIPTION OF PRODUCT APPLICATION/USE	Glulam is used in building construction (residential and commercial)
MARKETS OF APPLICABILITY	North America
DATE OF ISSUE	July 1, 2020
PERIOD OF VALIDITY	5 Years
EPD TYPE	Industry-average
EPD SCOPE	Cradle-to-gate
YEAR(S) OF REPORTED PRIMARY DATA	2013-2018
LCA SOFTWARE & VERSION NUMBER	Simapro v8.5 [15]
LCI DATABASE(S) & VERSION NUMBER	USLCI (2019) [14], Ecoinvent v3.5 [19], Datasmart (2019) [13]
LCIA METHODOLOGY & VERSION NUMBER	TRACI v2.1 [5]

This PCR Review was conducted by:	UL Environment
	PCR Review Panel <a href="mailto:epd@ulenvironment.com">epd@ulenvironment.com</a>
This declaration was independently verified in accordance with ISO 14025: 2006. <input type="checkbox"/> INTERNAL <input checked="" type="checkbox"/> EXTERNAL	<i>Grant R. Martin</i> Grant R. Martin, UL Environment
	<i>Thomas P. Gloria</i> Thomas P. Gloria, Industrial Ecology Consultants

## LIMITATIONS

**Exclusions:** EPDs do not indicate that any environmental or social performance benchmarks are met, and there may be impacts that they do not encompass. LCAs do not typically address the site-specific environmental impacts of raw material extraction, nor are they meant to assess human health toxicity. EPDs can complement but cannot replace tools and certifications that are designed to address these impacts and/or set performance thresholds – e.g. Type 1 certifications, health assessments and declarations, environmental impact assessments, etc.

**Accuracy of Results:** EPDs regularly rely on estimations of impacts; the level of accuracy in estimation of effect differs for any particular product line and reported impact.

**Comparability:** EPDs from different programs may not be comparable. Full conformance with a PCR allows EPD comparability only when all stages of a life cycle have been considered. However, variations and deviations are possible. Example of variations: Different LCA software and background LCI datasets may lead to differences results for upstream or downstream of the life cycle stages declared.

# ENVIRONMENTAL PRODUCT DECLARATION



North American Glued Laminated Timber  
North American Structural and Architectural Wood Products

According to ISO 14025,  
EN 15804 and ISO 21930:2017

## 1. Product Definition and Information

### 1.1. Description of Organization

#### Sponsoring organizations

American Wood Council (AWC)  
222 Catocin Circle SE, Suite 201  
Leesburg, VA 20175, United States

202-463-2766  
[info@awc.org](mailto:info@awc.org)

Canadian Wood Council (CWC)  
99 Bank Street, Suite 400  
Ottawa, ON K1P 6B9, Canada

(613) 747-5544  
[info@cwcc.ca](mailto:info@cwcc.ca)

#### EPD participants

All members of the American Wood Council meet the eligibility requirements as participants in this EPD. A list of members can be found at: <https://awc.org/aboutus/members-board>

All Canadian glulam manufacturers meet the eligibility requirements as participants in this EPD.





# ENVIRONMENTAL PRODUCT DECLARATION



**North American Glued Laminated Timber**  
North American Structural and Architectural Wood Products


According to ISO 14025,  
EN 15804 and ISO 21930:2017

## 1.2. Product Description

Glulam is an engineered wood product that consists of two or more layers of lumber that are glued together with the grain of the layers parallel to the length of the beam or column. Glulam can be manufactured in a wide range of shapes, sizes, and configurations. It is suitable for a variety of structures in both exterior and interior applications, has high structural strength, and is also an attractive architectural building material. Glulam is commonly used in posts and beams, heavy timber and mass timber structures, as well as wood bridges.

**Table 1. United Nations Standard Products and Services Code (UNSPSC) and Construction Specification Institute (CSI) MasterFormat codes for the represented glulam products**

CLASSIFICATION STANDARD	CATEGORY	SUBCATEGORY	PRODUCT CODE
UNSPSC	Engineered wood products	Glued laminated timber	111220 05
CSI /CSC	Glued-laminated timber (Glulam)	Heavy Timber Construction	06 13 00
		Glued-Laminated Construction	06 18 00



# ENVIRONMENTAL PRODUCT DECLARATION



North American Glued Laminated Timber  
North American Structural and Architectural Wood Products

According to ISO 14025,  
EN 15804 and ISO 21930:2017

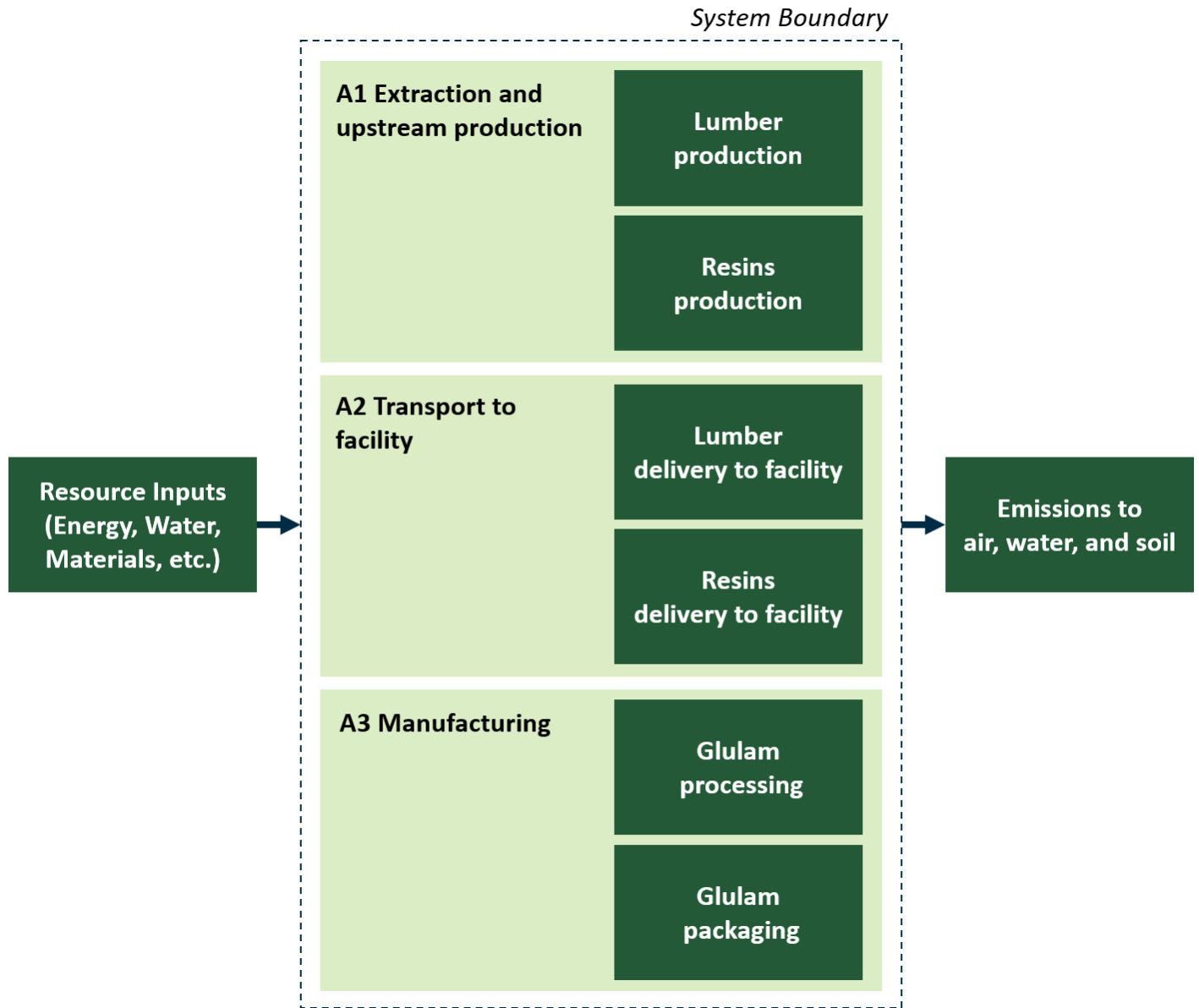


Figure 1. Cradle-to-gate glulam production flow diagram



# ENVIRONMENTAL PRODUCT DECLARATION



**North American Glued Laminated Timber**  
North American Structural and Architectural Wood Products

According to ISO 14025,  
EN 15804 and ISO 21930:2017

## Product Average

The EPD study represents the industry average of North American glulam production. The study accumulates the results from three separate regional LCA studies, namely:

- US – Pacific Northwest (PNW)
- US – Southeast (SE)
- Canada

## Method for creating the industry average

The industry average is created by means of an averaging weighting factor for each region based on the respective production volume. At all levels in the study a horizontal averaging approach was applied.

The relative annual production of the North American regions and respective weighting factors are provided in Table 2.

**Table 2. Relative annual production of represented North American regions**

REGION	WEIGHTING FACTOR
Canada	10%
US – Pacific Northwest (PNW)	33%
US – Southeast (SE)	57%

## Geographical Representativeness

The sample size for each region and representativeness of the regional production volume are presented in Table 3.

**Table 3. Sample size and representativeness**

REGION	SAMPLE SIZE (NUMBER OF MILLS)	REPRESENTATIVENESS OF THE REGIONAL PRODUCTION VOLUME
Canada	5	55%
US – Pacific Northwest (PNW)	4	50%
US – Southeast (SE)	4	19%



# ENVIRONMENTAL PRODUCT DECLARATION



**North American Glued Laminated Timber**  
North American Structural and Architectural Wood Products

According to ISO 14025,  
EN 15804 and ISO 21930:2017

## 1.3. Application

Glulam is an engineered wood product with high structural strength and stability. Therefore, it is used for posts and beams, as well as mass timber structures. The glulam market includes residential construction (59%), non-residential construction (36%), and other use (5%) [2].

## 1.4. Material Composition

The declared product consists of softwood lumber and resins. The percentage material composition is shown in Table 4.

**Table 4. Material composition of North American glulam**

PRODUCT COMPONENT	PERCENTAGE OF DECLARED PRODUCT
Softwood lumber	98.9%
Resins	1.1%

## 1.5. Technical Requirements

The technical requirements of the products represented in this EPD are defined in the following product standards:

- ANSI 190.1 Standard for Structural Glued Laminated Timber
- CAN/CSA O122 Structural glued-laminated timber



# ENVIRONMENTAL PRODUCT DECLARATION



North American Glued Laminated Timber  
North American Structural and Architectural Wood Products

According to ISO 14025,  
EN 15804 and ISO 21930:2017

## 1.6. Manufacturing

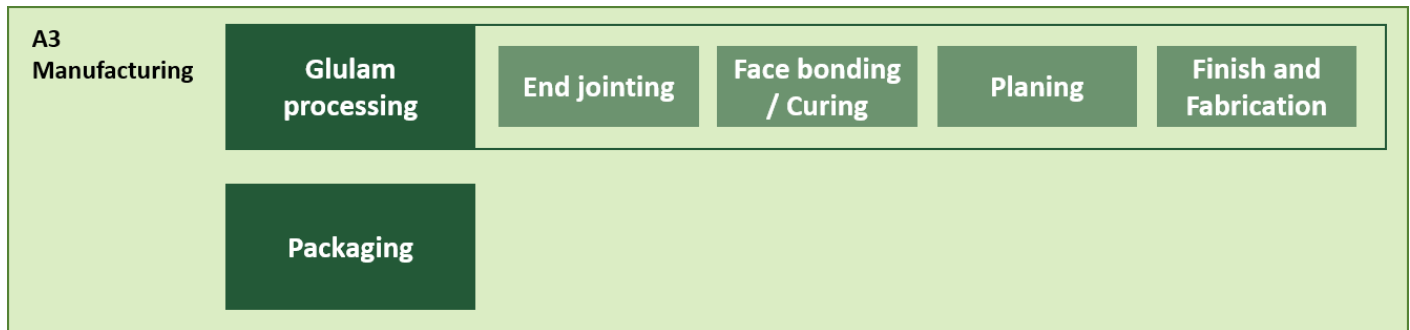


Figure 2. Glulam manufacturing process

First, the delivered softwood lumber (lamstock) is finger-jointed to produce the length needed for glulam. Joints are cut on both ends of the lamstock and resin is applied. Curing of finger-jointing occurs under pressure and heat for a strong and stable bond between the pieces.

During the face bonding process, the finger jointed lamstock is planed and resin is applied to the face. The laminations are then assembled into the required layup and pressure is applied. Either cold cure or radio frequency curing are utilized during this process.

After pressing and curing, glulams are removed from the presses and the wide faces are planed to remove adhesive that had squeezed out during pressing. The remaining two faces of the member may be lightly planed or sanded. For premium and architectural classified glulams, knots and planer skips are covered up. Depending upon use, final cuts are made, holes are drilled, connectors are added, and a finish may be applied.

## 1.7. Packaging

Packaging materials represent less than one percent of the mass of the main product. Common packaging materials are lumber wrap, steel and plastic strapping, cardboard protectors and replacement sticks. The packaging is allocated 100% to the primary product.





# ENVIRONMENTAL PRODUCT DECLARATION



North American Glued Laminated Timber  
North American Structural and Architectural Wood Products

According to ISO 14025,  
EN 15804 and ISO 21930:2017

## 2. Life Cycle Assessment Background Information

### 2.1. Declaration of Methodological Framework

The underlying LCAs [3, 6, 7] were performed in conformance with ISO 14040/44 [10, 11], ISO 21930 [12] and EN 15804 [8], as well as the PCR from UL Environment, Part A [17] and Part B [18]. In addition, the ACLCA Guidance to Calculating Non-LCIA Inventory Metrics in Accordance with ISO 21930:2017 were considered [1].

### 2.2. Functional or Declared Unit

The declared unit of the underlying LCA study was “the production of one cubic meter (1 m<sup>3</sup>) of glued laminated timber produced in North America”. Table 5 specifies the properties of the declared unit.

Table 5. Properties of 1 m<sup>3</sup> North American glulam

PROPERTY	UNIT	VALUE
Mass	kg	548
Thickness to achieve Declared Unit	mm	50
Density	kg/m <sup>3</sup>	548
Moisture Content	%	14

### 2.3. System Boundary

The LCA investigated the glulam life cycle from cradle to gate. The product system comprises the production stage including the information modules ‘A1 Extraction and upstream production’, ‘A2 Transport to factory’ and ‘A3 Manufacturing’.

#### A1 Extraction and upstream production

A1 includes the cradle-to-gate production of the softwood lumber and the resins that are used in glulam manufacture. The upstream resource extraction includes removal of raw materials and processing, processing of secondary material input (e.g., recycling processes) after crossing the system boundary of the previous product system. A1 also includes reforestation processes that include nursery operations (which include fertilizer, irrigation, energy for greenhouses if applicable etc.), site preparation, as well as planting, fertilization, thinning and other management operations.

#### A2 Transport to facility

A2 includes transportation of the softwood lumber, the resins, and ancillary production materials to the mill by truck, water or rail transport.

#### A3 Manufacturing

Manufacturing includes glulam processing and packaging.

# ENVIRONMENTAL PRODUCT DECLARATION



**North American Glued Laminated Timber**  
North American Structural and Architectural Wood Products

According to ISO 14025,  
EN 15804 and ISO 21930:2017

## 2.4. Cut-off Criteria

The cut-off criteria for all activity stage flows considered within the system boundary conform with ISO 21930:2017 Section 7.1.8. Specifically, the cut-off criteria were applied as follows:

- All inputs and outputs for which data are available are included in the calculated effects and no collected core process data are excluded.
- A one percent cut-off is considered for renewable and non-renewable primary energy consumption and the total mass of inputs within a unit process. The sum of the total neglected flows does not exceed 5% of all energy consumption and mass of inputs.
- All flows known to contribute a significant impact or to uncertainty are included.
- The cut-off rules are not applied to hazardous and toxic material flows – all of which are included in the life cycle inventory.

No material or energy input or output was knowingly excluded from the system boundary.

## 2.5. Data Sources

Primary data was selected for the manufacturing process. The impacts of forest management was estimated by a weighted average based on regional surveys of truck and equipment use.

Secondary data was derived from representative databases and scientific literature, including USLCI [14], ecoinvent v3.5 [19], Datasmart [14], Worldsteel [20], CORRIM [16] and Athena [4].

Secondary data sources were evaluated regarding their temporal, geographical, technological representativeness and completeness. The temporal representativeness ranged from fair (data within 10 years) to very good (data within 1 year), the geographical representativeness was very good or good (data was specific to North America or represented global processes), the technological representativeness was very good (data represented North American technology). A detailed description of data sources as well as the respective data quality assessment are documented in the underlying LCA project reports. Primary and secondary data sources represented the product system and were complete. Therefore, no estimates or assumptions were used.

## 2.6. Period under Review

Primary data collected from the manufacturing facilities are representative for the years 2013-2018. Secondary data sources used for the development of the LCI were updated in 2019.

## 2.7. Allocation

Allocation is the method used to partition the environmental load of a process when several products or functions share the same process. Glulam manufacturing is a "multi-functional" process, where multiple products and co products are produced in a common process. In accordance with UL PCR 2019, the environmental load among these products is allocated according to its mass.

# ENVIRONMENTAL PRODUCT DECLARATION



North American Glued Laminated Timber  
North American Structural and Architectural Wood Products


According to ISO 14025,  
EN 15804 and ISO 21930:2017

## 3. Life Cycle Assessment Results

Table 6 indicates the considered life cycle stages and information modules. This EPD includes the production stage with information modules A1-A3. All other information modules are not declared (MND).

Table 6. Description of the system boundary modules

	PRODUCTION STAGE			CONSTRUCTION STAGE		USE STAGE							END-OF-LIFE STAGE				BENEFITS AND LOADS BEYOND THE SYSTEM BOUNDARY
	A1	A2	A3	A4	A5	B1	B2	B3	B4	B5	B6	B7	C1	C2	C3	C4	D
	Extraction and up-stream production	Transport to facility	Manufacturing	Transport to site	Installation	Use	Maintenance	Repair	Replacement	Refurbishment	Building Operational Energy Use During Product Use	Building Operational Water Use During Product Use	Deconstruction	Transport	Waste processing	Disposal	Reuse, Recovery, Recycling Potential
EPD Type	X	X	X	MND	MND	MND	MND	MND	MND	MND	MND	MND	MND	MND	MND	MND	MND



# ENVIRONMENTAL PRODUCT DECLARATION



**North American Glued Laminated Timber**  
North American Structural and Architectural Wood Products

According to ISO 14025,  
EN 15804 and ISO 21930:2017

**Table 7. Selected Impact Category Indicators and Inventory Parameters**

CORE MANDATORY IMPACT INDICATORS	ABBREVIATION	UNIT	METHOD
Global warming potential – TRACI 2.1	GWP <sub>TRACI</sub>	kg CO <sub>2</sub> eq	TRACI 2.1 V1.02
Global warming potential – w/ biogenic CO <sub>2</sub>	GWP <sub>BIO</sub>	kg CO <sub>2</sub> eq	TRACI 2.1 V1.02 + LCI Ind.
Depletion potential of the stratospheric ozone layer	ODP	kg CFC-11 eq	TRACI 2.1 V1.02
Acidification potential of soil and water sources	AP	kg SO <sub>2</sub> eq	TRACI 2.1 V1.02
Eutrophication potential	EP	kg N eq	TRACI 2.1 V1.02
Formation potential of tropospheric ozone	SFP	kg O <sub>3</sub> eq	TRACI 2.1 V1.02
Abiotic depletion potential for fossil resources	ADP <sub>fossil</sub>	MJ, LHV	CML-IA Baseline V3.02
Fossil fuel depletion	FFD	MJ Surplus	TRACI 2.1 V1.02
USE OF PRIMARY RESOURCES			
Renewable primary energy carrier used as energy	RPR <sub>E</sub>	MJ, LHV	CED V1.10
Renewable primary energy carrier used as material	RPR <sub>M</sub>	MJ, LHV	LCI Indicator
Non-renewable primary energy carrier used as energy	NRPR <sub>E</sub>	MJ, LHV	CED V1.10
Non-renewable primary energy carrier used as material	NRPR <sub>M</sub>	MJ, LHV	LCI Indicator
SECONDARY MATERIAL, SECONDARY FUEL, AND RECOVERED ENERGY			
Secondary material	SM	kg	LCI Indicator
Renewable secondary fuel	RSF	MJ, LHV	LCI Indicator
Non-renewable secondary fuel	NRSF	MJ, LHV	LCI Indicator
Recovered energy	RE	MJ, LHV	LCI Indicator
MANDATORY INVENTORY PARAMETERS			
Consumption of freshwater resources	FW	m <sup>3</sup>	LCI Indicator
INDICATORS DESCRIBING WASTE			
Hazardous waste disposed	HWD	kg	LCI Indicator
Non-hazardous waste disposed	NHWD	kg	LCI Indicator
High-level radioactive waste	HLRW	m <sup>3</sup>	LCI Indicator
Intermediate- and low-level radioactive waste	ILLRW	m <sup>3</sup>	LCI Indicator
Components for re-use	CRU	kg	LCI Indicator
Materials for recycling	MR	kg	LCI Indicator
Materials for energy recovery	MER	kg	LCI Indicator
Recovered energy exported from the product system	EE	MJ, LHV	LCI Indicator
ADDITIONAL INVENTORY PARAMETERS			
Biogenic Carbon Removal from Product	BCRP	kg CO <sub>2</sub>	LCI Indicator
Biogenic Carbon Emission from Product	BCEP	kg CO <sub>2</sub>	LCI Indicator
Biogenic Carbon Removal from Packaging	BCRK	kg CO <sub>2</sub>	LCI Indicator
Biogenic Carbon Emission from Packaging	BCEK	kg CO <sub>2</sub>	LCI Indicator
Biogenic Carbon Emission from Combustion of Waste from Renewable Sources Used in Production	BCEW	kg CO <sub>2</sub>	LCI Indicator





# ENVIRONMENTAL PRODUCT DECLARATION



North American Glued Laminated Timber  
North American Structural and Architectural Wood Products

According to ISO 14025,  
EN 15804 and ISO 21930:2017

## 3.1. Life Cycle Impact Assessment Results

Table 8. Impact Assessment Results for 1 m<sup>3</sup> of North American Glulam

TRACI v2.1	TOTAL	A1	A2	A3
GWP <sub>TRACI</sub> [kg CO <sub>2</sub> eq]	137.19	66.26	23.79	47.15
GWP <sub>BIO</sub> (incl. biogenic carbon) [kg CO <sub>2</sub> eq]	137.19	(2,120.41)	23.79	2,233.81*
ODP [kg CFC-11 eq]	5.97E-06	2.96E-06	1.36E-07	2.88E-06
AP [kg SO <sub>2</sub> eq]	4.36	4.06	0.15	0.15
EP [kg N eq]	0.83	0.50	0.01	0.32
POCP [kg O <sub>3</sub> eq]	147.81	140.25	4.28	3.28
ADP <sub>fossil</sub> [MJ, LHV]	1,864.65	980.01	301.93	582.71
Fossil fuel depletion [MJ surplus]	217.09	114.63	45.30	57.15

\*A3 Results for GWP<sub>BIO</sub> include downstream emissions that occur in information module A5 and C3/C4. See Table 11 for detailed LCI of biogenic carbon.

## 3.2. Life Cycle Inventory Results

Table 9. Resource Use for 1 m<sup>3</sup> of North American Glulam

PARAMETER	TOTAL	A1	A2	A3
RPR <sub>E</sub> [MJ, LHV]	3,658.59	3,047.01	0.58	611.01
RPR <sub>M</sub> [MJ, LHV]	14,093.68	14,093.68	0.00	0.00
NRPR <sub>E</sub> [MJ, LHV]	3,141.16	2,158.01	307.50	675.65
NRPR <sub>M</sub> [MJ, LHV]	192.83	192.83	0.00	0.00
SM [kg]	0.00	0.00	0.00	0.00
RSF [MJ, LHV]	10.28	0.00	0.00	10.28
NRSF [MJ, LHV]	0.00	0.00	0.00	0.00
RE [MJ, LHV]	0.00	0.00	0.00	0.00
FW [m <sup>3</sup> ]	0.68	0.44	0.00	0.23

Table 10. Output Flows and Waste Categories for 1 m<sup>3</sup> of North American Glulam

PARAMETER	TOTAL	A1	A2	A3
HWD [kg]	0.00	0.00	0.00	0.00
NHWD [kg]	10.97	4.94	2.07	3.96
HLRW [m <sup>3</sup> ]	4.48E-08	4.26E-08	0.00E+00	2.20E-09
ILLRW [m <sup>3</sup> ]	5.18E-08	4.47E-08	0.00E+00	7.12E-09
CRU [kg]	0.00	0.00	0.00	0.00
MR [kg]	0.00	0.00	0.00	0.00
MER [kg]	0.00	0.00	0.00	0.00
EE [MJ, LHV]	0.00	0.00	0.00	0.00



# ENVIRONMENTAL PRODUCT DECLARATION



**North American Glued Laminated Timber**  
North American Structural and Architectural Wood Products

According to ISO 14025,  
EN 15804 and ISO 21930:2017

Biogenic carbon emissions and removals are reported in accordance with ISO 21930 7.2.7. and 7.2.12.

The biogenic carbon emissions across the declared modules (A1-A3) is zero (carbon neutral). Based on ISO 21930 accounting rules for cradle-to-gate life cycle assessment, all carbon removed from the atmosphere (characterized in the LCIA as -1 kg CO<sub>2</sub>e/kg CO<sub>2</sub>) in module A1 is calculated as being emitted to the atmosphere in other modules (characterized in the LCIA as +1 kg CO<sub>2</sub>e/kg CO<sub>2</sub>). Total GWP<sub>BIO</sub> includes biogenic carbon emissions and removals from the information modules A1-A3 and also reports values for modules A5 and C3/C4 to account for the biogenic carbon that is not emitted in the declared modules to ensure a net neutral biogenic carbon balance. Therefore, in Table 8 the results for total GWP<sub>TRACI</sub> and total GWP<sub>BIO</sub> are equal.

Table 11 shows additional inventory parameters related to biogenic carbon removal and emissions. The carbon dioxide flows are presented unallocated to consider co-products leaving the product system in information module A3. Even though the system boundary of this study included only the information modules A1-A3, in accordance with ISO 21930, BCEK is reported in A5 and BCEP of the main product in C3/C4.

ISO 21930 requires a demonstration of forest sustainability to characterize carbon removals with a factor of -1 kg CO<sub>2</sub>e/kg CO<sub>2</sub>. ISO 21930 Section 7.2.11 Note 2 states the following regarding demonstrating forest sustainability: “Other evidences such as national reporting under the United Nations Framework Convention on Climate Change (UNFCCC) can be used to identify forests with stable or increasing forest carbon stocks.” The UNFCCC annual report of the US, as well as the report from Canada provide annual net GHG Flux Estimates for different land use categories in Table 6-1. This reporting indicates national increasing and/or neutral forest carbon stocks in recent years. Thus, North American forests meet the conditions for characterization of removals with a factor of -1 kg CO<sub>2</sub>e/kg CO<sub>2</sub>.

**Table 11. Carbon Emissions and Removals for 1 m<sup>3</sup> of North American Glulam**

PARAMETER	TOTAL	A1	A2	A3	A5	C3/C4
BCRP [kg CO <sub>2</sub> ]	(1,664.37)	(1,664.37)	0.00	0.00	0.00	0.00
BCEP [kg CO <sub>2</sub> ]	1,383.03	0.00	0.00	405.65	0.00	977.38
BCRK [kg CO <sub>2</sub> ]	(0.01)	0.00	0.00	(0.01)	0.00	0.00
BCEK [kg CO <sub>2</sub> ]	0.01	0.00	0.00	0.00	0.01	0.00
BCEW [kg CO <sub>2</sub> ]	281.35	243.12	0.00	38.23	0.00	0.00



# ENVIRONMENTAL PRODUCT DECLARATION



North American Glued Laminated Timber  
North American Structural and Architectural Wood Products

According to ISO 14025,  
EN 15804 and ISO 21930:2017

## 4. LCA Interpretation

### Comparability

Environmental declarations from different programs (ISO 14025) may not be comparable. Comparison of the environmental performance using EPD information shall consider all relevant information modules over the full life cycle of the products within the building.

Comparison of the environmental performance of construction works and construction products using EPD information shall be based on the product's use and impacts at the construction works level. In general, EPDs may not be used for comparability purposes when not considered in a construction works context. Given this PCR ensures products meet the same functional requirements, comparability is permissible provided the information given for such comparison is transparent and the limitations of comparability explained.

Full conformance with the UL PCR Part B for 'Structural and Architectural Wood Products' allows EPD comparability only when all stages of a life cycle have been considered, when they comply with all referenced standards, use the same sub-category Part B PCR, and use equivalent scenarios with respect to construction works. However, variations and deviations are possible.

### Forest Management

While this EPD does not address landscape level forest management impacts, potential impacts may be addressed through requirements put forth in regional regulatory frameworks, ASTM 7612-15 guidance, and ISO 21930 Section 7.2.11 including notes therein. These documents, combined with this EPD, may provide a more complete picture of environmental and social performance of wood products.

While this EPD does not address all forest management activities that influence forest carbon, wildlife habitat, endangered species, and soil and water quality, these potential impacts may be addressed through other mechanisms such as regulatory frameworks and/or forest certification systems which, combined with this EPD, will give a more complete picture of environmental and social performance of wood products.

### Scope of the EPD

EPDs can complement but cannot replace tools and certifications that are designed to address environmental impacts and/or set performance thresholds – e.g. Type 1 certifications, health assessments and declarations, etc.

### Data

National or regional life cycle averaged data for raw material extraction does not distinguish between extraction practices at specific sites and can greatly affect the resulting impacts.

### Accuracy of Results

EPDs regularly rely on estimations of impacts; the level of accuracy in estimation of effect differs for any particular product line and reported impact when averaging data.

# ENVIRONMENTAL PRODUCT DECLARATION



North American Glued Laminated Timber  
North American Structural and Architectural Wood Products

According to ISO 14025,  
EN 15804 and ISO 21930:2017

## 5. Additional Environmental Information

### 5.1. Environment and Health During Manufacturing

No substances required to be reported as hazardous are associated with the production of the declared product.

Furthermore, no dangerous substance emissions, i.e. indoor air emissions, gamma or ionizing radiation emissions or chemicals released to air or leached to water and soil, were reported for the declared product.

### 5.2. Extraordinary Effects

#### Fire, water and mechanical destruction

Testing data on fire, water and mechanical destruction are available from individual manufacturers.

### 5.3. Cradle-to-Grave Carbon Sequestration

The product system represented in this EPD includes the information modules 'A1 Extraction and upstream production', 'A2 Transport to factory' and 'A3 Manufacturing'. As per ISO 21930, the net biogenic carbon emissions across the reported modules is zero (carbon neutral). This conservative assumption excludes the permanent sequestration of biogenic carbon if the LCA were to consider the typical end-of-life treatment for wood products, landfilling.

UL Environment published an addendum to the reference PCR that estimates the emissions from landfilling of wood products. The carbon sequestration addendum is based on the United States EPA WARM model and aligns with the biogenic accounting rules in ISO 21930 Section 7.2.7 and Section 7.2.12. Because the end-of-life fate of this material is unknown, we have applied the default disposal pathway from the UL PCR Part A Section 2.8.5, 100% landfill.

The following results apply the UL PCR addendum methodology to the biogenic carbon present in the primary product as it leaves the manufacturer in Module A3.

1 m<sup>3</sup> glulam = 533.12 oven dry kg = 266.56 kg carbon = 977.38 kg CO<sub>2</sub> eq

Carbon sequestered in product at manufacturing gate:  
977.38 kg CO<sub>2</sub> eq = -977.38 kg CO<sub>2</sub> eq emission

Methane emitted from fugitive landfill gas:  
1.88 kg CH<sub>4</sub> = 47.01 kg CO<sub>2</sub> eq emission

Carbon dioxide emitted from fugitive landfill gas and the combustion captured landfill gas:  
109.77 kg CO<sub>2</sub> eq emission

**Permanent carbon sequestration, net of biogenic carbon emissions:**  
820.60 kg CO<sub>2</sub> eq = -820.60 kg CO<sub>2</sub> eq emission



# ENVIRONMENTAL PRODUCT DECLARATION



North American Glued Laminated Timber  
North American Structural and Architectural Wood Products

According to ISO 14025,  
EN 15804 and ISO 21930:2017

## 6. Supporting Documentation

This industry average EPD is build upon 3 separate LCA studies covering respective regions in North America:

**Pacific Northwest United States:**

CORRIM (2019) Life Cycle Assessment for the Production of Pacific Northwest Glued Laminated Timbers

**Southeastern United States:**

CORRIM (2019) Life Cycle Assessment for the Production of Southeastern Glued Laminated Timbers

**Canada:**

Athena Sustainable Materials Institute (2019) A Cradle-to-Gate Life Cycle Assessment of Canadian Glulam



# ENVIRONMENTAL PRODUCT DECLARATION



**North American Glued Laminated Timber**  
North American Structural and Architectural Wood Products

**According to ISO 14025,  
EN 15804 and ISO 21930:2017**

## 7. References

1. American Center for Life Cycle Assessment (2019) ACLCA Guidance to Calculating Non-LCIA Inventory Metrics in Accordance with ISO 21930:2017
2. Engineered Wood Association (2019) APA Economics Report E85 – Market Outlook & regional Production – Structural panels & Engineered Wood Products 2019-2023, March 2019
3. Athena Sustainable Materials Institute (2019) A Cradle-to-Gate Life Cycle Assessment of Canadian Glulam
4. Athena Sustainable Materials Institute (2019) A Cradle-to-Gate Life Cycle Assessment of Canadian Surfaced Dry Softwood Lumber.
5. Bare, J. (2012). Tool for the Reduction and Assessment of Chemical and other Environmental Impacts (TRACI) - Software Name and Version Number: TRACI version 2.1 - User's Manual. Washington, D.C.: U.S. EPA.
6. CORRIM (2019) Life Cycle Assessment for the Production of Pacific Northwest Glued Laminated Timbers
7. CORRIM (2019) Life Cycle Assessment for the Production of Southeastern Glued Laminated Timbers
8. EN 15804 (2012) Sustainability of construction works, Environmental product declarations, Core rules for the product category of construction products
9. International Organization for Standardization (2006) International Standard ISO 14025:2006 Environmental labels and declarations – Type III environmental declarations – Principles and procedures
10. International Organization for Standardization (2006) International Standard ISO 14040:2006 Environmental management – Life cycle assessment – Principles and framework
11. International Organization for Standardization (2006) International Standard ISO 14044:2006, Environmental management – Life cycle assessment – Requirements and guidelines
12. International Organization for Standardization (2017) International Standard ISO 21930:2017 Sustainability in buildings and civil engineering works - Core rules for environmental product declarations of construction products and services.
13. LTS. (2019) DataSmart LCI Package <http://ltsexperts.com/services/software/datasmart-life-cycle-inventory/>
14. National Renewable Energy Laboratory (2019) U.S. Life Cycle Inventory Database <http://www.nrel.gov/lci/>
15. PRé Consultants BV (2018) SimaPro v8.5 LCA Software
16. Puettmann, M., Milota, M. (2017) Life cycle assessment for wood fired boilers used in the wood products industry. For. Prod. J. 67(5/6):381-389.
17. UL. (2018). Product Category Rules for Building-Related Products and Services - Part A: Life Cycle Assessment Calculation Rules and Report Requirements, v3.2.
18. UL (2019) Product Category Rule Guidance for Building-Related Products and Services, Part B: Structural and Architectural Wood Products, EPD Requirements UL 10010-9 v.1.0.
19. Wernet, G., Bauer, C., Steubing, B., Reinhard, J., Moreno-Ruiz, E., & Weidema, B. (2016) The ecoinvent database version 3 (part I): overview and methodology. The International Journal of Life Cycle Assessment, 21, 1218–1230.
20. World Steel Association (2018) world steel LCI database <https://www.worldsteel.org/steel-by-topic/life-cycle-thinking/lca-lcifform.html>

