

ENVIRONMENTAL PRODUCT DECLARATION

NORTH AMERICAN ORIENTED STRAND BOARD

AMERICAN WOOD COUNCIL
CANADIAN WOOD COUNCIL



The American Wood Council (AWC) and the Canadian Wood Council (CWC) are pleased to present this Environmental Product Declaration (EPD) for North American Oriented Strand Board (OSB). The EPD includes Life Cycle Assessment (LCA) results for all processes up to the point that OSB is packaged and ready for shipment at the manufacturing gate. The underlying LCA and the EPD were developed in compliance with ISO 14025:2006 and ISO 21930:2017 and have been verified under the UL Environment EPD program.

The AWC and CWC represent wood product manufacturers across North America. The North American forest product industry is a global leader of sustainably sourced wood products. This EPD reflects years of research and numerous sustainability initiatives on behalf of our members to continually improve the environmental footprint of North American wood products. We are pleased to present this document to show our progress.

Please follow our sustainability initiatives at www.awc.org and www.cwc.ca.



ENVIRONMENTAL PRODUCT DECLARATION





Canadian Wood Council
Conseil canadien du bois



North American Oriented Strand Board
North American Structural and Architectural Wood Products

According to ISO 14025,
EN 15804, and ISO 21930:2017

EPD PROGRAM AND PROGRAM OPERATOR NAME, ADDRESS, LOGO, AND WEBSITE	UL Environment 333 Pfingsten Road Northbrook, IL 60611 https://www.ul.com/ https://spot.ul.com/
GENERAL PROGRAM INSTRUCTIONS AND VERSION NUMBER	General Program Instructions v.2.4 July 2018
DECLARATION HOLDER	American Wood Council Canadian Wood Council
DECLARATION NUMBER	4788424634.101.1
DECLARED PRODUCT & FUNCTIONAL UNIT OR DECLARED UNIT	North American Oriented Strand Board, 1 m ³ of Oriented Strand Board produced in North America (US and CA)
REFERENCE PCR AND VERSION NUMBER	ISO 21930:2017 Sustainability in Building Construction — Environmental Declaration of Building Products. UL Environment: Product Category Rules for Building-Related Products and Services Part A: Calculation Rules for the Life Cycle Assessment and Requirements on the Project Report, v3.2 Part B: Structural and Architectural Wood Products EPD Requirements, v1.0
DESCRIPTION OF PRODUCT APPLICATION/USE	Oriented Strand Board is mainly used in building construction (residential and commercial), furniture manufacture, and others.
MARKETS OF APPLICABILITY	North America
DATE OF ISSUE	July 1, 2020
PERIOD OF VALIDITY	5 Years
EPD TYPE	Industry-average
EPD SCOPE	Cradle-to-gate
YEAR(S) OF REPORTED PRIMARY DATA	2012-2018
LCA SOFTWARE & VERSION NUMBER	Simapro v8.5 [14]
LCI DATABASE(S) & VERSION NUMBER	USLCI (2019) [13], Ecoinvent v3.5 [18], Datasmart (2019) [12]
LCIA METHODOLOGY & VERSION NUMBER	TRACI v2.1 [5]

This PCR Review was conducted by:	UL Environment
	PCR Review Panel
	epd@ulenvironment.com
This declaration was independently verified in accordance with ISO 14025: 2006. <input type="checkbox"/> INTERNAL <input checked="" type="checkbox"/> EXTERNAL	
	Grant R. Martin, UL Environment
This life cycle assessment was independently verified in accordance with ISO 14044 and the reference PCR by:	
	Thomas P. Gloria, Industrial Ecology Consultants

LIMITATIONS

Exclusions: EPDs do not indicate that any environmental or social performance benchmarks are met, and there may be impacts that they do not encompass. LCAs do not typically address the site-specific environmental impacts of raw material extraction, nor are they meant to assess human health toxicity. EPDs can complement but cannot replace tools and certifications that are designed to address these impacts and/or set performance thresholds – e.g. Type 1 certifications, health assessments and declarations, environmental impact assessments, etc.

Accuracy of Results: EPDs regularly rely on estimations of impacts; the level of accuracy in estimation of effect differs for any particular product line and reported impact.

Comparability: EPDs from different programs may not be comparable. Full conformance with a PCR allows EPD comparability only when all stages of a life cycle have been considered. However, variations and deviations are possible. Example of variations: Different LCA software and background LCI datasets may lead to differences results for upstream or downstream of the life cycle stages declared.

ENVIRONMENTAL PRODUCT DECLARATION



North American Oriented Strand Board
North American Structural and Architectural Wood Products

According to ISO 14025,
EN 15804 and ISO 21930:2017

1. Product Definition and Information

1.1. Description of Organization

Sponsoring organizations

American Wood Council (AWC)
222 Catocin Circle SE, Suite 201
Leesburg, VA 20175, United States

202-463-2766
info@awc.org

Canadian Wood Council (CWC)
99 Bank Street, Suite 400
Ottawa, ON K1P 6B9, Canada

(613) 747-5544
info@cwcc.ca

EPD Participants

All members of the American Wood Council meet the eligibility requirements as participants in this EPD. A list of AWC members can be found at: <https://awc.org/aboutus/members-board>

All members of the Canadian Wood Council meet the eligibility requirements as participants in this EPD. Canadian OSB producers are represented by the American Plywood Association (APA).



ENVIRONMENTAL PRODUCT DECLARATION



North American Oriented Strand Board
North American Structural and Architectural Wood Products


According to ISO 14025,
EN 15804 and ISO 21930:2017

1.2. Product Description

Oriented Strand Board (OSB) is an engineered wood-based structural panel made of layers of wood 'strands'. Strands are typically 114 to 152 mm (4.5 to 6 in) long, 12.7 mm (0.5 inch) wide, and 0.6 to 0.7 mm (0.023 to 0.027 in) thick. These strands are oriented along their long axis to provide optimal product properties in the panel. The outer layers consist of strands aligned in the long direction of the panel (typically 4' x 8'), while the middle layer includes smaller strands that are oriented at 90 degrees to the outer layers. The strands used in OSB are bonded with thermosetting resins. Wax is commonly added to the panel to increase water resistance properties.

Table 1. United Nations Standard Products and Services Code (UNSPSC) and Construction Specification Institute (CSI) MasterFormat Code for Oriented Strand Board

CLASSIFICATION STANDARD	CATEGORY	SUBCATEGORY	PRODUCT CODE
UNSPSC	Engineered wood products	Particleboard	111220 02
CSI / CSC	Oriented strand board (OSB)	Sheathing	06 16 00
		Subflooring	06 16 23
		Wood Panel Product Sheathing	06 16 36



ENVIRONMENTAL PRODUCT DECLARATION



North American Oriented Strand Board
North American Structural and Architectural Wood Products

According to ISO 14025,
EN 15804 and ISO 21930:2017

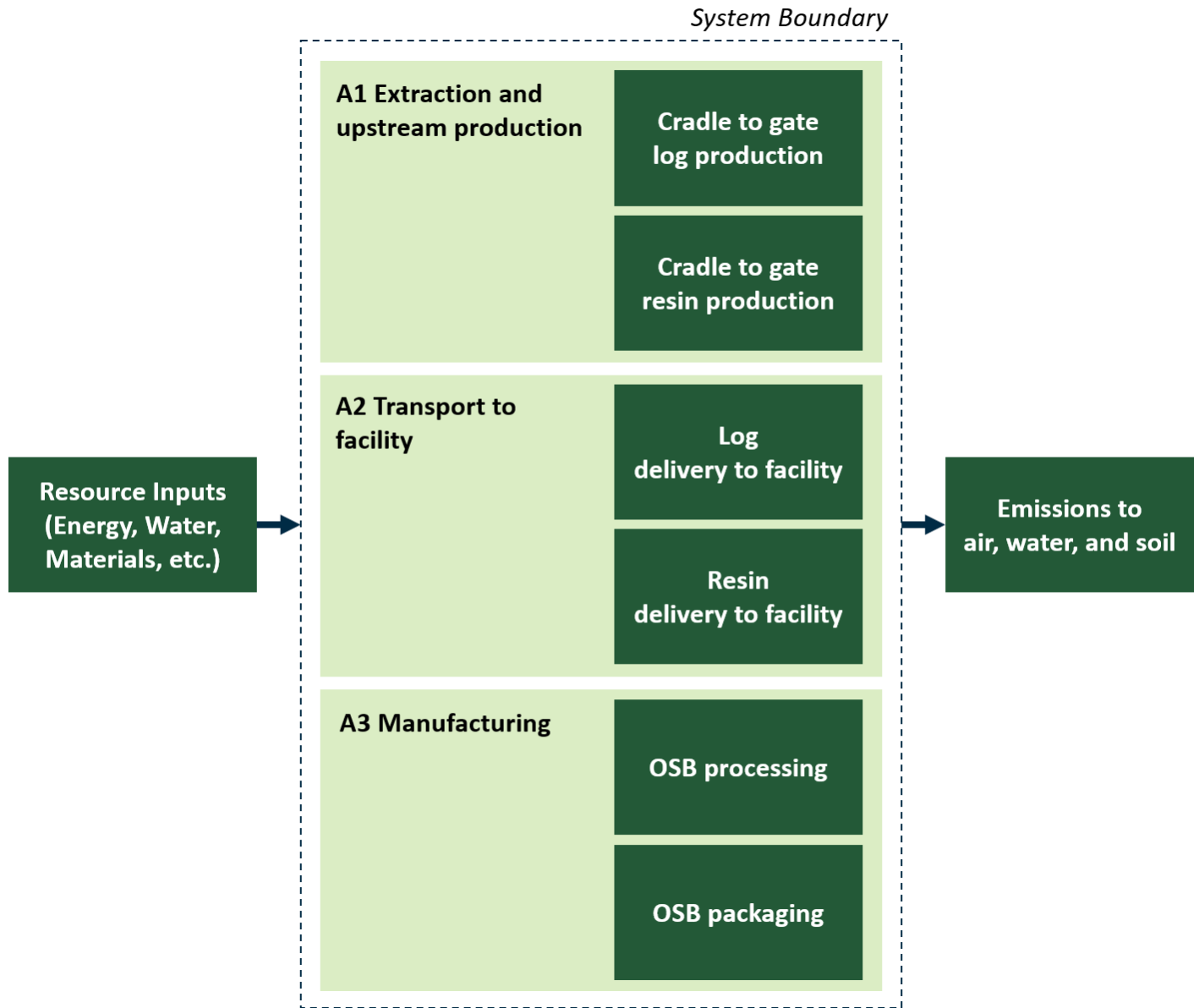


Figure 1. Cradle-to-Gate OSB production flow diagram



ENVIRONMENTAL PRODUCT DECLARATION



North American Oriented Strand Board
North American Structural and Architectural Wood Products

According to ISO 14025,
EN 15804 and ISO 21930:2017

Product Average

The EPD study represents the industry average of North American OSB production. The study accumulates the results from two separate regional LCA studies [3, 6], namely:

- US – Southeast (SE)
- Canada

Method for creating the industry average

The industry average is created by means of an averaging weighting factor for each region based on the respective production volume. At all levels in the study a horizontal averaging approach was applied.

The relative annual production of the North American regions and respective weighting factors are provided in Table 2.

Table 2. Relative annual production of represented North American regions.

REGION	WEIGHTING FACTOR
Canada	36%
US – Southeast (SE)	64%

Geographical Representativeness

The sample size for each region and representativeness of the regional production volume are presented in Table 3.

Table 3. Sample Size and Representativeness

REGION	SAMPLE SIZE (NUMBER OF MILLS)	REPRESENTATIVENESS OF THE REGIONAL PRODUCTION VOLUME
Canada	7	36%
US – Southeast (SE)	8	33%

1.3. Application

Oriented strandboard is commonly used as sheathing for walls, roofs, and floors in the residential and commercial building sectors. The market segments are represented as follows [2]:

Residential market	56%
Non-residential market	8%
Remodeling market	21%
Industrial market	13%
Export	3%



ENVIRONMENTAL PRODUCT DECLARATION



North American Oriented Strand Board
North American Structural and Architectural Wood Products

According to ISO 14025,
EN 15804 and ISO 21930:2017

1.4. Material Composition

The declared product consists of softwood and resins. The percentage material composition is shown in Table 4.

Table 4. Material composition of North American OSB

PRODUCT COMPONENT	PERCENTAGE OF DECLARED PRODUCT
Softwood	95.8%
Resins	4.2%

1.5. Technical Requirements

The technical requirements of the products represented in this EPD are defined in the following product standards:

- CSA O325 Construction sheathing
- PS2 Performance Standard for Wood Structural Panels

1.6. Manufacturing

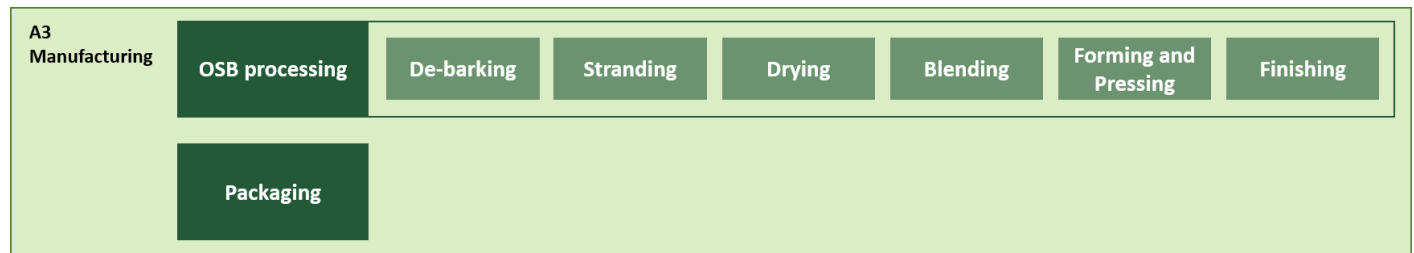


Figure 2. OSB manufacturing process

The production process at the mill begins the debarking and bucking (cutting to length) of the logs. The wood is then cut into thin strands. The green strands are dried, screened to remove fines and oversize material, and then blended with resin and wax. The blended flakes are formed in a three-layer mat with cross-directional layers and are pressed under a combination of pressure and high temperature to produce a rigid and dense board. The OSB boards are cooled, sawn to appropriate size, grade stamped, stacked in bundles, and packaged for shipping.

1.7. Packaging

Packaging materials represent less than one percent of the mass of the main product. Common packaging materials are lumber wrap, steel and plastic strapping. The packaging is allocated 100% to the primary product.



ENVIRONMENTAL PRODUCT DECLARATION



North American Oriented Strand Board
North American Structural and Architectural Wood Products

According to ISO 14025,
EN 15804 and ISO 21930:2017

2. Life Cycle Assessment Background Information

2.1. Declaration of Methodological Framework

The underlying LCAs [3, 6] were performed in conformance with ISO 14040/44 [9, 10], ISO 21930 [11] and EN 15804 [7], as well as the PCR from UL Environment, Part A [16] and Part B [17]. In addition, the ACLCA Guidance to Calculating Non-LCIA Inventory Metrics in Accordance with ISO 21930:2017 were considered [1].

2.2. Functional or Declared Unit

The declared unit of the underlying LCA study was “the production of one cubic meter (1 m³) of oriented strand board produced in North America”. Table 5 specifies the properties of the declared unit.

Table 5. Properties of 1 m³ North American Oriented Strand Board

PROPERTY	UNIT	VALUE
Mass	kg	620
Thickness to achieve Declared Unit	mm	9.5
Density	kg/m ³	620
Moisture Content	%	7

2.3. System Boundary

The LCA investigated the OSB life cycle from cradle to gate. The product system comprises the production stage including the information modules ‘A1 Extraction and upstream production’, ‘A2 Transport to factory’ and ‘A3 Manufacturing’.

A1 Extraction and upstream production

A1 includes the cradle-to-gate production of logs and resins that are used in OSB manufacture. The upstream resource extraction includes removal of raw materials and processing, processing of secondary material input (e.g., recycling processes) after crossing the system boundary of the previous product system. A1 also includes reforestation processes that include nursery operations (which include fertilizer, irrigation, energy for greenhouses if applicable etc.), site preparation, as well as planting, fertilization, thinning and other management operations.

A2 Transport to facility

A2 includes transportation of the logs, resin and ancillary production materials to the mill by truck, water or rail transport.

A3 Manufacturing

The wood raw material for OSB production arrives in the form of roundwood (logs) and is converted to finished and packaged OSB on-site. The OSB processing includes de-barking, stranding, drying and screening, blending, forming and pressing and finishing.



ENVIRONMENTAL PRODUCT DECLARATION



North American Oriented Strand Board
North American Structural and Architectural Wood Products

According to ISO 14025,
EN 15804 and ISO 21930:2017

2.4. Cut-off Criteria

The cut-off criteria for all activity stage flows considered within the system boundary conform with ISO 21930:2017 Section 7.1.8. Specifically, the cut-off criteria were applied as follows:

- All inputs and outputs for which data are available are included in the calculated effects and no collected core process data are excluded.
- A one percent cut-off is considered for renewable and non-renewable primary energy consumption and the total mass of inputs within a unit process. The sum of the total neglected flows does not exceed 5% of all energy consumption and mass of inputs.
- All flows known to contribute a significant impact or to uncertainty are included.
- The cut-off rules are not applied to hazardous and toxic material flows – all of which are included in the life cycle inventory.

No material or energy input or output was knowingly excluded from the system boundary.

2.5. Data Sources

Primary data was selected for the manufacturing process. The impacts of forest management was estimated by a weighted average based on regional surveys of truck and equipment use.

Secondary data was derived from representative databases and scientific literature, including USLCI [13], ecoinvent v3.5 [18], Datasmart [12], Worldsteel [19], CORRIM [15] and Athena [4].

Secondary data sources were evaluated regarding their temporal, geographical, technological representativeness and completeness. The temporal representativeness ranged from fair (data within 10 years) to very good (data within 1 year), the geographical representativeness was very good or good (data was specific to North America or represented global processes), the technological representativeness was very good (data represented North American technology). A detailed description of data sources as well as the respective data quality assessment are documented in the underlying LCA project reports. Primary and secondary data sources represented the product system and were complete. Therefore, no estimates or assumptions were used.

2.6. Period under Review

Primary data collected from the manufacturing facilities are representative for the years 2012-2018. Secondary data sources used for the development of the LCI were updated in 2019.

2.7. Allocation

Allocation is the method used to partition the environmental load of a process when several products or functions share the same process. OSB manufacturing is a "multi-functional" process, where multiple products and co-products are produced in a common process. In accordance with UL PCRs, the environmental load among these products is allocated according to its mass.

ENVIRONMENTAL PRODUCT DECLARATION



North American Oriented Strand Board
North American Structural and Architectural Wood Products

According to ISO 14025,
EN 15804 and ISO 21930:2017

3. Life Cycle Assessment Results

Table 6 indicates the considered life cycle stages and information modules. This EPD includes the production stage with information modules A1-A3. All other information modules are not declared (MND).

Table 6. Description of the system boundary modules

	PRODUCTION STAGE			CONSTRUCTION STAGE		USE STAGE							END-OF-LIFE STAGE				BENEFITS AND LOADS BEYOND THE SYSTEM BOUNDARY
	A1	A2	A3	A4	A5	B1	B2	B3	B4	B5	B6	B7	C1	C2	C3	C4	D
	Extraction and up-stream production	Transport to facility	Manufacturing	Transport to site	Installation	Use	Maintenance	Repair	Replacement	Refurbishment	Building Operational Energy Use During Product Use	Building Operational Water Use During Product Use	Deconstruction	Transport	Waste processing	Disposal	Reuse, Recovery, Recycling Potential
EPD Type	X	X	X	MND	MND	MND	MND	MND	MND	MND	MND	MND	MND	MND	MND	MND	MND



ENVIRONMENTAL PRODUCT DECLARATION



North American Oriented Strand Board
North American Structural and Architectural Wood Products

According to ISO 14025,
EN 15804 and ISO 21930:2017

Table 7. Selected Impact Category Indicators and Inventory Parameters

CORE MANDATORY IMPACT INDICATORS	ABBREVIATION	UNIT	METHOD
Global warming potential – TRACI 2.1	GWP _{TRACI}	kg CO ₂ eq	TRACI 2.1 V1.02
Global warming potential – w/ biogenic CO ₂	GWP _{BIO}	kg CO ₂ eq	TRACI 2.1 V1.02 + LCI Ind.
Depletion potential of the stratospheric ozone layer	ODP	kg CFC-11 eq	TRACI 2.1 V1.02
Acidification potential of soil and water sources	AP	kg SO ₂ eq	TRACI 2.1 V1.02
Eutrophication potential	EP	kg N eq	TRACI 2.1 V1.02
Formation potential of tropospheric ozone	SFP	kg O ₃ eq	TRACI 2.1 V1.02
Abiotic depletion potential for fossil resources	ADP _{fossil}	MJ, LHV	CML-IA Baseline V3.02
Fossil fuel depletion	FFD	MJ Surplus	TRACI 2.1 V1.02
USE OF PRIMARY RESOURCES			
Renewable primary energy carrier used as energy	RPR _E	MJ, LHV	CED V1.10
Renewable primary energy carrier used as material	RPR _M	MJ, LHV	LCI Indicator
Non-renewable primary energy carrier used as energy	NRPR _E	MJ, LHV	CED V1.10
Non-renewable primary energy carrier used as material	NRPR _M	MJ, LHV	LCI Indicator
SECONDARY MATERIAL, SECONDARY FUEL, AND RECOVERED ENERGY			
Secondary material	SM	kg	LCI Indicator
Renewable secondary fuel	RSF	MJ, LHV	LCI Indicator
Non-renewable secondary fuel	NRSF	MJ, LHV	LCI Indicator
Recovered energy	RE	MJ, LHV	LCI Indicator
MANDATORY INVENTORY PARAMETERS			
Consumption of freshwater resources	FW	m ³	LCI Indicator
INDICATORS DESCRIBING WASTE			
Hazardous waste disposed	HWD	kg	LCI Indicator
Non-hazardous waste disposed	NHWD	kg	LCI Indicator
High-level radioactive waste	HLRW	m ³	LCI Indicator
Intermediate- and low-level radioactive waste	ILLRW	m ³	LCI Indicator
Components for re-use	CRU	kg	LCI Indicator
Materials for recycling	MR	kg	LCI Indicator
Materials for energy recovery	MER	kg	LCI Indicator
Recovered energy exported from the product system	EE	MJ, LHV	LCI Indicator
ADDITIONAL INVENTORY PARAMETERS			
Biogenic Carbon Removal from Product	BCRP	kg CO ₂	LCI Indicator
Biogenic Carbon Emission from Product	BCEP	kg CO ₂	LCI Indicator
Biogenic Carbon Removal from Packaging	BCRK	kg CO ₂	LCI Indicator
Biogenic Carbon Emission from Packaging	BCEK	kg CO ₂	LCI Indicator
Biogenic Carbon Emission from Combustion of Waste from Renewable Sources Used in Production	BCEW	kg CO ₂	LCI Indicator



ENVIRONMENTAL PRODUCT DECLARATION



North American Oriented Strand Board
North American Structural and Architectural Wood Products

According to ISO 14025,
EN 15804 and ISO 21930:2017

3.1. Life Cycle Impact Assessment Results

Table 8. Impact Assessment Results for 1 m³ of North American OSB

TRACI v2.1	TOTAL	A1	A2	A3
GWP _{TRACI} [kg CO ₂ eq]	242.58	97.04	10.11	135.43
GWP _{BIO} (incl. biogenic carbon) [kg CO ₂ eq]	242.58	(1,580.83)	10.11	1,813.30*
ODP [kg CFC-11 eq]	7.81E-06	9.99E-07	2.90E-08	6.78E-06
AP [kg SO ₂ eq]	1.44	0.74	0.09	0.62
EP [kg N eq]	0.98	0.08	0.01	0.90
POCP [kg O ₃ eq]	26.36	11.82	2.38	12.16
ADP _{fossil} [MJ, LHV]	4,055.52	2,320.20	136.68	1,598.64
Fossil fuel depletion [MJ surplus]	516.73	337.77	20.34	158.61

*A3 Results for GWP_{BIO} include downstream emissions that occur in information module A5 and C3/C4. See Table 11 for detailed LCI of biogenic carbon.

3.2. Life Cycle Inventory Results

Table 9. Resource Use for 1 m³ of North American OSB

PARAMETER	TOTAL	A1	A2	A3
RPR _E [MJ, LHV]	3,490.16	11.92	0.12	3,478.12
RPR _M [MJ, LHV]	14,496.27	14,496.27	0.00	0.00
NRPR _E [MJ, LHV]	4,206.41	2,056.69	142.22	2,007.50
NRPR _M [MJ, LHV]	816.54	816.54	0.00	0.00
SM [kg]	0.00	0.00	0.00	0.00
RSF [MJ, LHV]	166.67	0.00	0.00	166.67
NRSF [MJ, LHV]	0.00	0.00	0.00	0.00
RE [MJ, LHV]	0.00	0.00	0.00	0.00
FW [m ³]	1.05	0.34	0.00	0.70

Table 10. Output Flows and Waste Categories for 1 m³ of North American OSB

PARAMETER	TOTAL	A1	A2	A3
HWD [kg]	0.07	0.07	0.00	0.00
NHWD [kg]	25.85	22.95	0.58	2.32
HLRW [m ³]	1.14E-07	8.09E-10	0.00E+00	1.13E-07
ILLRW [m ³]	1.17E-07	3.89E-09	0.00E+00	1.13E-07
CRU [kg]	0.00	0.00	0.00	0.00
MR [kg]	0.00	0.00	0.00	0.00
MER [kg]	0.00	0.00	0.00	0.00
EE [MJ, LHV]	0.00	0.00	0.00	0.00



ENVIRONMENTAL PRODUCT DECLARATION



North American Oriented Strand Board
North American Structural and Architectural Wood Products

According to ISO 14025,
EN 15804 and ISO 21930:2017

Biogenic carbon emissions and removals are reported in accordance with ISO 21930 7.2.7. and 7.2.12.

The biogenic carbon emissions across the declared modules (A1-A3) is zero (carbon neutral). Based on ISO 21930 accounting rules for cradle-to-gate life cycle assessment, all carbon removed from the atmosphere (characterized in the LCIA as -1 kg CO₂e/kg CO₂) in module A1 is calculated as being emitted to the atmosphere in other modules (characterized in the LCIA as +1 kg CO₂e/kg CO₂). Total GWP_{BIO} includes biogenic carbon emissions and removals from the information modules A1-A3 and also reports values for modules A5 and C3/C4 to account for the biogenic carbon that is not emitted in the declared modules to ensure a net neutral biogenic carbon balance. Therefore, in Table 8 the results for total GWP_{TRACI} and total GWP_{BIO} are equal.

Table 11 shows additional inventory parameters related to biogenic carbon removal and emissions. The carbon dioxide flows are presented unallocated to consider co-products leaving the product system in information module A3. Even though the system boundary of this study included only the information modules A1-A3, in accordance with ISO 21930, BCEK is reported in A5 and BCEP of the main product in C3/C4.

ISO 21930 requires a demonstration of forest sustainability to characterize carbon removals with a factor of -1 kg CO₂e/kg CO₂. ISO 21930 Section 7.2.11 Note 2 states the following regarding demonstrating forest sustainability: “Other evidences such as national reporting under the United Nations Framework Convention on Climate Change (UNFCCC) can be used to identify forests with stable or increasing forest carbon stocks.” The UNFCCC annual report of the US, as well as the report from Canada provide annual net GHG Flux Estimates for different land use categories in Table 6-1. This reporting indicates national increasing and/or neutral forest carbon stocks in recent years. Thus, North American forests meet the conditions for characterization of removals with a factor of -1 kg CO₂e/kg CO₂.

Table 11. Carbon Emissions and Removals for 1 m³ of North American OSB

PARAMETER	TOTAL	A1	A2	A3	A5	C3/C4
BCRP [kg CO ₂]	(1,677.88)	(1,677.88)	0.00	0.00	0.00	0.00
BCEP [kg CO ₂]	1,416.85	0.00	0.00	324.19	0.00	1,092.66
BCRK [kg CO ₂]	(6.29)	0.00	0.00	(6.29)	0.00	0.00
BCEK [kg CO ₂]	1.65	0.00	0.00	0.00	1.65	0.00
BCEW [kg CO ₂]	265.62	0.00	0.00	265.62	0.00	0.00



ENVIRONMENTAL PRODUCT DECLARATION



North American Oriented Strand Board
North American Structural and Architectural Wood Products

According to ISO 14025,
EN 15804 and ISO 21930:2017

4. LCA Interpretation

Comparability

Environmental declarations from different programs (ISO 14025) may not be comparable. Comparison of the environmental performance using EPD information shall consider all relevant information modules over the full life cycle of the products within the building.

Comparison of the environmental performance of construction works and construction products using EPD information shall be based on the product's use and impacts at the construction works level. In general, EPDs may not be used for comparability purposes when not considered in a construction works context. Given this PCR ensures products meet the same functional requirements, comparability is permissible provided the information given for such comparison is transparent and the limitations of comparability explained.

Full conformance with the UL PCR Part B for 'Structural and Architectural Wood Products' allows EPD comparability only when all stages of a life cycle have been considered, when they comply with all referenced standards, use the same sub-category Part B PCR, and use equivalent scenarios with respect to construction works. However, variations and deviations are possible.

Forest Management

While this EPD does not address landscape level forest management impacts, potential impacts may be addressed through requirements put forth in regional regulatory frameworks, ASTM 7612-15 guidance, and ISO 21930 Section 7.2.11 including notes therein. These documents, combined with this EPD, may provide a more complete picture of environmental and social performance of wood products.

While this EPD does not address all forest management activities that influence forest carbon, wildlife habitat, endangered species, and soil and water quality, these potential impacts may be addressed through other mechanisms such as regulatory frameworks and/or forest certification systems which, combined with this EPD, will give a more complete picture of environmental and social performance of wood products.

Scope of the EPD

EPDs can complement but cannot replace tools and certifications that are designed to address environmental impacts and/or set performance thresholds – e.g. Type 1 certifications, health assessments and declarations, etc.

Data

National or regional life cycle averaged data for raw material extraction does not distinguish between extraction practices at specific sites and can greatly affect the resulting impacts.

Accuracy of Results

EPDs regularly rely on estimations of impacts; the level of accuracy in estimation of effect differs for any particular product line and reported impact when averaging data.

ENVIRONMENTAL PRODUCT DECLARATION



North American Oriented Strand Board
North American Structural and Architectural Wood Products

According to ISO 14025,
EN 15804 and ISO 21930:2017

5. Additional Environmental Information

5.1. Environment and Health During Manufacturing

No substances required to be reported as hazardous are associated with the production of the declared product.

Furthermore, no dangerous substance emissions, i.e. indoor air emissions, gamma or ionizing radiation emissions or chemicals released to air or leached to water and soil, were reported for the declared product.

5.2. Extraordinary Effects

Fire, Water and Mechanical destruction

Testing data on fire, water and mechanical destruction are available from individual manufacturers.

5.3. Cradle-to-Grave Carbon Sequestration

The product system represented in this EPD includes the information modules 'A1 Extraction and upstream production', 'A2 Transport to factory' and 'A3 Manufacturing'. As per ISO 21930, the net biogenic carbon emissions across the reported modules is zero (carbon neutral). This conservative assumption excludes the permanent sequestration of biogenic carbon if the LCA were to consider the typical end-of-life treatment for wood products, landfilling.

UL Environment published an addendum to the reference PCR that estimates the emissions from landfilling of wood products. The carbon sequestration addendum is based on the United States EPA WARM model and aligns with the biogenic accounting rules in ISO 21930 Section 7.2.7 and Section 7.2.12. Because the end-of-life fate of this material is unknown, we have applied the default disposal pathway from the UL PCR Part A Section 2.8.5, 100% landfill.

The following results apply the UL PCR addendum methodology to the biogenic carbon present in the primary product as it leaves the manufacturer in Module A3.

1 m³ OSB = 596.00 oven dry kg = 298.00 kg carbon = 1092.66 kg CO₂ eq

Carbon sequestered in product at manufacturing gate:
1092.66 kg CO₂ eq = -1092.66 kg CO₂ eq emission

Methane emitted from fugitive landfill gas:
2.10 kg CH₄ = 52.56 kg CO₂ eq emission

Carbon dioxide emitted from fugitive landfill gas and the combustion captured landfill gas:
122.72 kg CO₂ eq emission

Permanent carbon sequestration, net of biogenic carbon emissions:
917.39 kg CO₂ eq = -917.39 kg CO₂ eq emission

ENVIRONMENTAL PRODUCT DECLARATION



North American Oriented Strand Board
North American Structural and Architectural Wood Products

According to ISO 14025,
EN 15804 and ISO 21930:2017

6. Supporting Documentation

This industry average EPD is build upon 2 separate LCA studies covering major OSB production regions in North America:

Southeastern United States:

CORRIM (2019) Life Cycle Assessment for the Production of Oriented Strandboard Production

Canada:

Athena Sustainable Materials Institute (2019) A Cradle-to-Gate Life Cycle Assessment of Canadian Oriented Strand Board.



ENVIRONMENTAL PRODUCT DECLARATION



North American Oriented Strand Board
North American Structural and Architectural Wood Products

According to ISO 14025,
EN 15804 and ISO 21930:2017

7. References

1. American Center for Life Cycle Assessment (2019) ACLCA Guidance to Calculating Non-LCIA Inventory Metrics in Accordance with ISO 21930:2017
2. Engineered Wood Association (2019) APA Economics Report E85 – Market Outlook & regional Production – Structural panels & Engineered Wood Products 2019-2023, March 2019
3. Athena Sustainable Materials Institute (2019) A Cradle-to-Gate Life Cycle Assessment of Canadian Oriented Strand Board (OSB)
4. Athena Sustainable Materials Institute (2019) A Cradle-to-Gate Life Cycle Assessment of Canadian Softwood Lumber
5. Bare, J. (2012). Tool for the Reduction and Assessment of Chemical and other Environmental Impacts (TRACI) - Software Name and Version Number: TRACI version 2.1 - User's Manual. Washington, D.C.: U.S. EPA.
6. CORRIM (2019) Life Cycle Assessment for the Production of Oriented Strandboard Production
7. EN 15804 (2012) Sustainability of construction works, Environmental product declarations, Core rules for the product category of construction products
8. International Organization for Standardization (2006) International Standard ISO 14025:2006 Environmental labels and declarations – Type III environmental declarations – Principles and procedures
9. International Organization for Standardization (2006) International Standard ISO 14040:2006 Environmental management – Life cycle assessment – Principles and framework
10. International Organization for Standardization (2006) International Standard ISO 14044:2006, Environmental management – Life cycle assessment – Requirements and guidelines
11. International Organization for Standardization (2017) International Standard ISO 21930:2017 Sustainability in buildings and civil engineering works - Core rules for environmental product declarations of construction products and services.
12. LTS. (2019) DataSmart LCI Package <http://ltsexperts.com/services/software/datasmart-life-cycle-inventory/>
13. National Renewable Energy Laboratory (2019) U.S. Life Cycle Inventory Database <http://www.nrel.gov/lci/>
14. PRé Consultants BV (2018) SimaPro v8.5 LCA Software
15. Puettmann, M., Milota, M. (2017) Life cycle assessment for wood fired boilers used in the wood products industry. For. Prod. J. 67(5/6):381-389.
16. UL. (2018). Product Category Rules for Building-Related Products and Services - Part A: Life Cycle Assessment Calculation Rules and Report Requirements, v3.2.
17. UL Environment (2019) Product Category Rule Guidance for Building-Related Products and Services, Part B: Structural and Architectural Wood Products, EPD Requirements UL 10010-9 v.1.0.
18. Wernet, G., Bauer, C., Steubing, B., Reinhard, J., Moreno-Ruiz, E., & Weidema, B. (2016) The ecoinvent database version 3 (part I): overview and methodology. The International Journal of Life Cycle Assessment, 21, 1218–1230.
19. World Steel Association (2018) world steel LCI database <https://www.worldsteel.org/steel-by-topic/life-cycle-thinking/lca-lcifform.html>